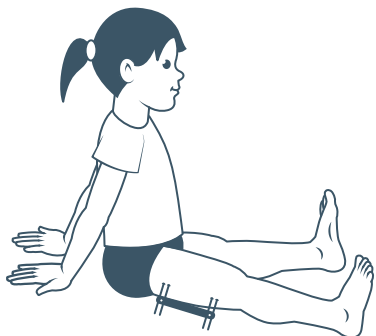


# Limb reconstruction pin site care

## Femoral monolateral frames

### Orthopaedics



### Stock required

- Dressing pack.
- Silver hexagon dressings.
- Cotton balls (a few more than the number of pins).
- Clean scissors (two if cutting off old bandages).
- Sterile gloves.
- Non-sterile gloves.
- Sterile water.
- Tape eg. Hypafix™, Mefix™.
- 5cm Handyband™ bandages × 2 (Figure 1).



Figure 1

### Procedure

- Wash hands.
- Open all sterile stock to be used.
- Pour water into tray.
- Remove bandages using unsterile gloves (and one pair of scissors if needed).
- Remove old dressing.
- Wash hands and put on sterile gloves.
- Clean each pin site with a separate water soaked cotton swab (Figure 2).

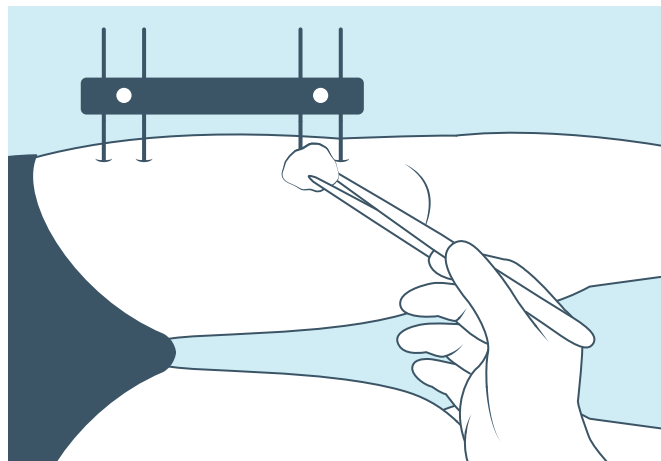


Figure 2

- No attempt is made to remove scabs/crusts from skin. These will fall off when ready.
- Dress each pinsite with a hexagon dressing (Figure 3).

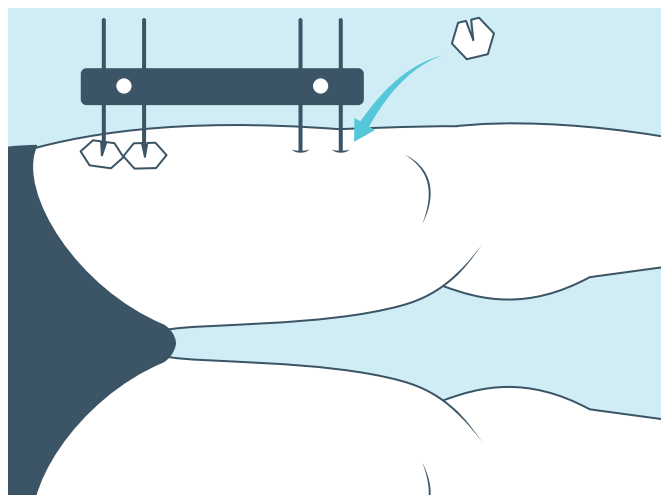


Figure 3

- Tape dressing down with Hypafix™ tape as shown (Figure 4).
- Extra padding may be added to give dressing more bulk. This can be small pre-cut dressings, eg. Topper™, Soft-wick™, or wrap gauze around pin before starting the bandaging. This should be applied on top of the hexagon dressing.
- The purpose of the bandaging is to maintain a firm tension against the skin to prevent skin hypertrophy and movement of skin around pinsites (especially a problem if pin site is in a large muscle mass).

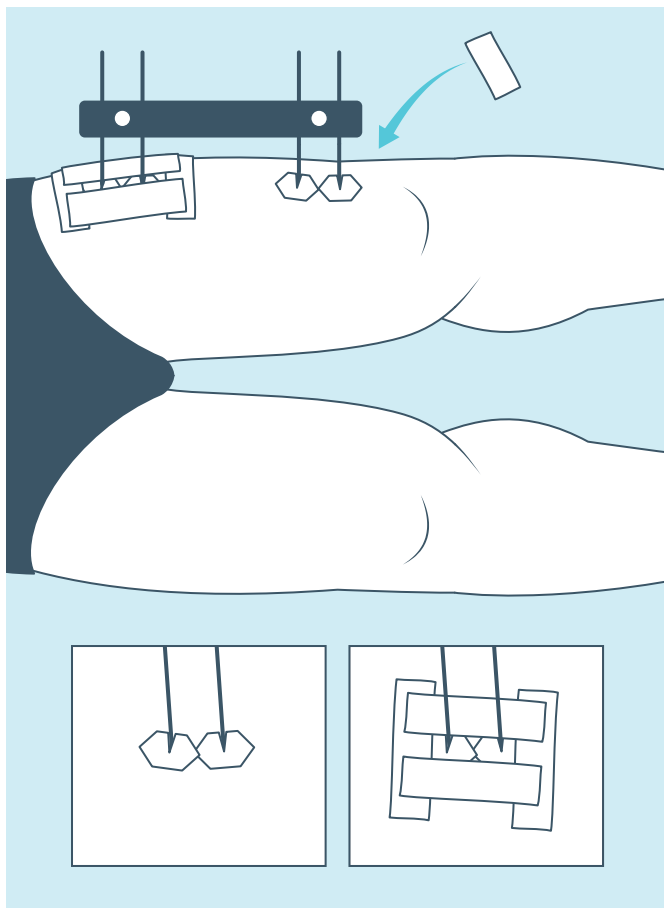


Figure 4

- Bandage pins in groups as shown (Figure 5).

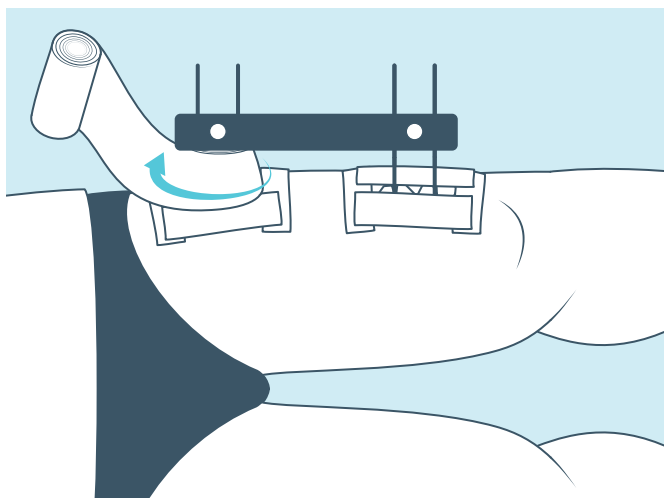


Figure 5

- Wrap bandage around a couple of times, then bandage through the centre of the pins in a figure of 8 fashion if possible.
- Bandage close to the edge of the fixator (Figure 6).
- Dress twice per week.




Figure 6

## Problems or queries

### Limb Reconstruction Service

**9345 7027** or via switchboard on **9345 5522** (Note if there is no answer, please refer to the ward or leave a message).

If you have an urgent query, page the orthopaedic registrar or the limb reconstruction fellow through the hospital switchboard, on **(03) 9345 5522**.

### Web

[www.rch.org.au/limbrecon/](http://www.rch.org.au/limbrecon/)